

Rinse Instructions

01

Depress pump until medicine comes to the tip of the pump. Make 2 complete pumps into cup provided (1/8 oz.).

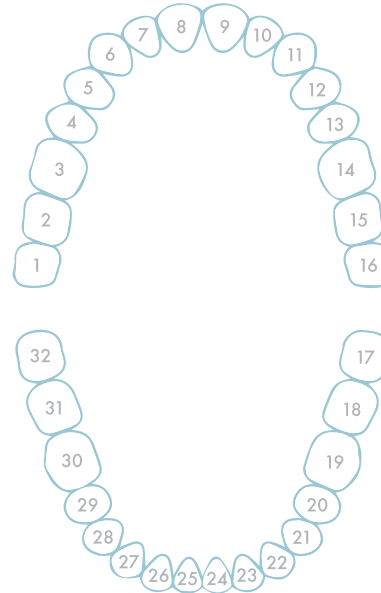
02

Add tap water to line (1 oz.) on cup. Close cap and shake to mix. Vigorously swish 1/2 oz. for one minute then spit out and repeat with second 1/2 oz.

03

Supervise children as necessary until capable of using without supervision.

Your exam revealed that you'd benefit from using Stance Antimicrobial Oral Rinse.



Oral conditions:

- Gingivitis/Gum disease
 - Periodontal disease
 - Dry mouth
 - Oral malodor sources
 - Other _____
- Tongue cleaning is recommended: Yes No

Additional Instructions _____

Location shown above in circles:

- a. Cavities (tooth decay)
- b. Root decay or exposure
- c. Plaque deposits
- d. Pre-cavity, indicated by white spots
- e. Tooth sensitivity
- f. Inflammation
- g. Bleeding
- h. Excessive pocket depth



Elevate Oral Care, 346 Pike Rd, Suite 5, West Palm Beach, FL 33411
Elevate and Stance are registered trademarks of Elevate Oral Care, LLC.
© 2022 Elevate Oral Care, LLC. All Rights Reserved. ELE741.021522



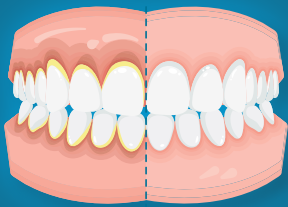
Stance®
0.63% Stannous Fluoride Concentrate
Antimicrobial Oral Rinse

Better Oral Health In One Rinse



Irrigation Instructions

Prepare 1 oz. of Stance® as described in usage instructions. Pour into irrigator reservoir and add four (4) ounces of water. Mix thoroughly. This prepares a 0.02% stannous fluoride irrigant. Use irrigator per manufacturer's directions. Rinse the irrigator with water after each use.



Dental Pro-Tip:

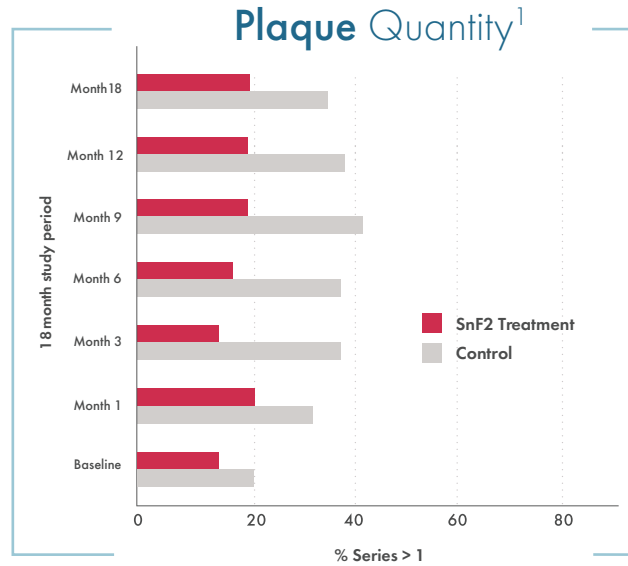
With continued use, Stance® and all Stannous Fluoride products can tint plaque buildup a light-yellow color, disclosing the plaque after you brush. If you see this, rinse in the morning if possible. Focus brushing in those areas to remove the plaque. Your teeth will not discolor, and the plaque can easily be removed by your dental professional.

What Stance® Provides

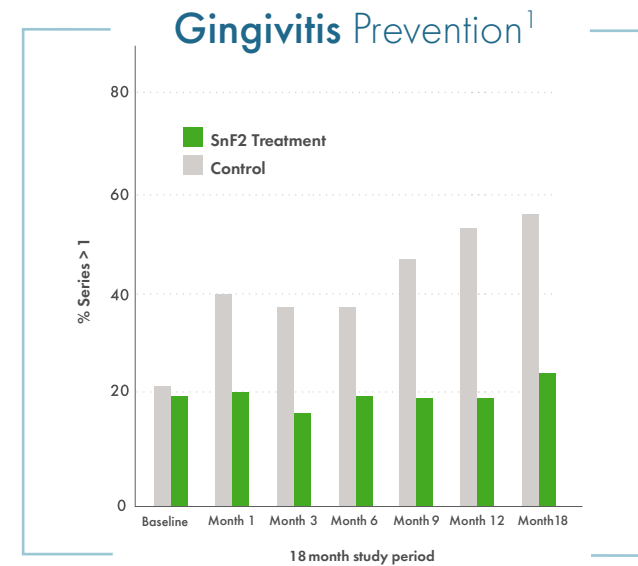
In high-risk patients, such as orthodontic patients, Stance® can help prevent white spots and gingivitis. There's no need to use multiple products. This one rinse used once each day is enough to help prevent all of these issues.



Your dental professional has recommended you rinse with the Stance® Antimicrobial Rinse. This powerful rinse will help protect you from cavities, gingivitis, and tooth sensitivity to hot, cold and pressure. Brush twice daily with the recommended toothpaste, floss once daily and rinse with Stance once daily after brushing and flossing. Rinsing with Stance can provide up to 8 hours of antimicrobial protection. ²



The plaque quantity metric is displayed above, showcasing the effectiveness of Stance® against plaque within eighteen months. The bars are smaller when better results are present.



The gingivitis prevention graph above represents the quantity of swelling or bleeding measured in this particular study. Better results are indicated by smaller bars.

- 1 Prevents gingivitis
- 2 Reduces plaque
- 3 Prevents and reverses damage from tooth decay
- 4 Reduces sensitivity to hot and cold
- 5 Alcohol-free
- 6 Two great flavors : Mint & Tropical Breeze

Better Oral Health In One Rinse

If left untreated, gingivitis, or gum inflammation, can lead to a more severe form of gum disease called periodontitis. Periodontal disease has been associated with several health conditions, including heart disease and diabetes.³ Gingivitis impacts 3 out of 4 Americans during their lifetime, but is easily reversed with the right therapies, including FDA-regulated products like Stance® Antimicrobial Oral Rinse.

1. Data on file.

2. (Yoon et. al., J Clin Perio, 1980: 7:489-494)

3. (Oral Systemic Health. American Dental Association. (n.d.), from <https://www.ada.org/resources/research/science-and-research-institute/oral-health-topics/oral-systemic-health>)